



## IPPC GLOBAL WORKSHOP ON SYSTEMS APPROACHES

### Local information for participants

Latest update 24/10/2025

The Global Workshop is organized by the International Plant Protection Convention - IPPC Secretariat, the Inter-American Institute for Cooperation on Agriculture - IICA, the Chilean National Plant Protection Organization – NPPO - Agriculture and Livestock Service (SAG by its Spanish acronym), and the Regional Plant Protection Organization – RPPO- South Cone Plant Protection Commission (COSAVE by its Spanish acronym).

The Global Workshop will take place in Santiago, Chile, at the NH Collection Plaza Santiago Hotel.

#### The beautiful city of Santiago, Chile.

Santiago, also known as Santiago de Chile and originally founded as Santiago de la Nueva Extremadura, is the vibrant capital and main city of Chile, as well as the heart of the Santiago Metropolitan Region. Nestled along the Mapocho River and surrounded by the majestic Andes, the city was founded in 1541 by Spanish conqueror Pedro de Valdivia in honor of the Apostle Saint James. Today, Santiago

is the country's economic and administrative hub, and with more than six million residents, it stands as one of the most modern and dynamic cities in the Americas.

Visitors will find in Santiago a fascinating blend of tradition and modernity. Its architecture reflects the city's rich history while showcasing contemporary design and innovation. Santiago is home to Chile's most important public, cultural, commercial, and financial institutions, and it boasts the best urban infrastructure in the country. Beyond the city, breathtaking landscapes and a variety of attractions make it an ideal destination for tourists.

Winter view

Summer view



From its earliest inhabitants, the Picunche people, to its resilience in the face of earthquakes, Santiago carries a story of strength and renewal. Recognized as the nation's capital since 1810, the city has played a key role in Chile's history while continuing to look toward the future with energy and vitality.

### Airport and transportation to and from the airport

**Arturo Merino Benítez International Airport (SCL)**, also known as Santiago International Airport or Pudahuel Airport, is Chile's main airport, located in the Pudahuel district, northwest of Santiago, the country's capital. Considered one of the most modern and efficient airports in the Americas, it serves as a major hub connecting flights across South America, the Caribbean, Oceania, North America, Central America, Europe, the Middle East, and Asia. It hosts numerous airlines and acts as a key connection point for major carriers.

The hotel for the accommodation and where the Workshop will take place is **just 23 km from the airport**, and depending on traffic, the journey typically takes **around 20 minutes**.

While public transport (buses) is available, **we strongly recommend using official airport taxis for safety and convenience**.

After collecting your luggage and customs control, before entering the main airport hall, you will see clearly marked counters where you can hire these authorized taxis. Two of the official companies are Taxi Oficial Aeropuerto SCL and Taxi Oficial Básico.

**Booking is not necessary.**

The cost of the transfer from the airport to the hotel is, approximately **USD \$30** or less and all payment methods are accepted. Please let the driver know that your destination is **NH Collection Plaza Santiago Hotel**, located at **Avenida Vitacura 2610, Las Condes, Santiago, Chile**.

**Important:** For your safety, please do not use taxi or transfer services outside of the official options.





## Accommodation and workshop venue

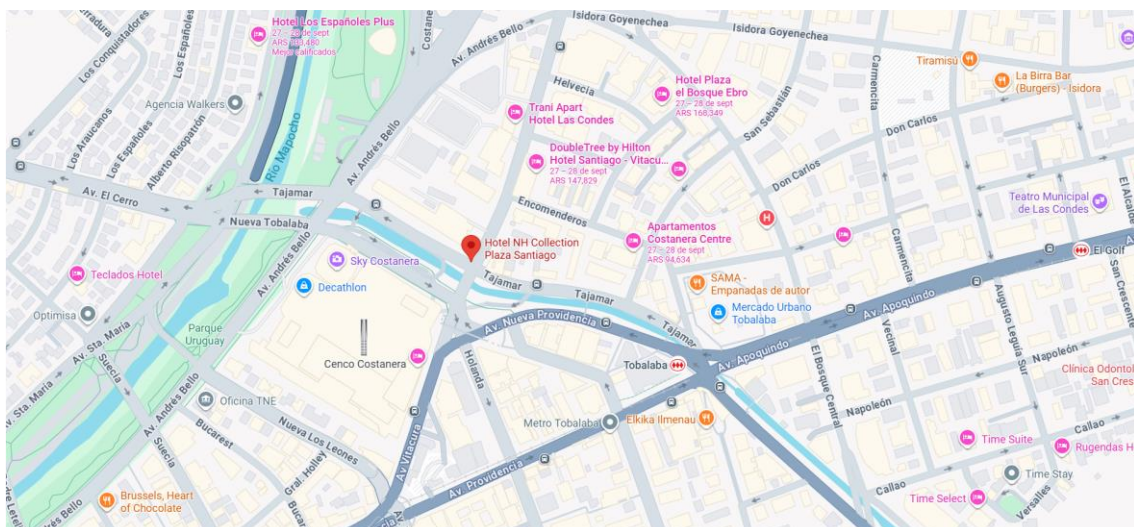
For your convenience, both the accommodation for participants financed by the Workshop organization and the workshop sessions will take place at the **NH Collection Plaza Santiago Hotel**, ensuring a comfortable and seamless experience.

The NH Collection Plaza Santiago hotel is located in the financial heart of the capital of Chile and in front of Costanera Center, the largest shopping center in South America.

Overlooking the Andean mountains, this modern hotel is a 4-minute walk from the Sky Costanera observation tower, a 7-minute walk from the nearest metro station and 9 km from La Moneda Palace, government headquarters.

On nearby Isidora Goyenechea Street there are numerous top-notch restaurants and bars, perfect places to relax after a long day thanks to its buffet with happy hour and a wide selection of local wines.

**NH Collection Plaza Santiago Hotel is located at Avenida Vitacura 2610, Las Condes, Santiago, Chile.**







Check-in and check-out: Please let the front desk know that your reservation is in the name of IPPC FAO or IICA (IICA is just for participants from America countries). Hotel check-in time is at 3:00 pm, and check-out time is at 12:00 noon.

Breakfast: A full buffet breakfast is included with your room rate and is available from 6:30 am to 10:30 am.

Criteria for booking:

- Participants from the Western Hemisphere (North America, Central America, South America and the Caribbean).
  - IICA will make the hotel reservation for the participants from the Western Hemisphere it finances, at the NH Collection Plaza Santiago Hotel
  - Participants from the Western Hemisphere financed by other institutions (not from the private sector), must consult IICA ([diana.rojas@iica.int](mailto:diana.rojas@iica.int)). The participants must make their own reservation at the NH Collection Plaza Santiago Hotel referring to the name of the Workshop and the IICA. Reservation code will be provided.
- Participants from the rest of the world
  - IPPC Secretariat will make the hotel reservation for the participants it finances (depending on the characteristics of the financing), at the NH Collection Plaza Santiago Hotel.
  - Participants financed by other institutions (not from the private sector), must consult IPPC Secretariat ([IPPC-Calls@fao.org](mailto:IPPC-Calls@fao.org)). The participants must make their own reservation at the NH Collection Plaza Santiago Hotel referring to the name of the Workshop and the FAO. Reservation code will be provided

**Other hotels in the area.** If you choose or need to look for alternative accommodation near the hotel where the workshop will take place, please find below some information that may be useful to you:

- AC Hotel by Marriott Santiago. Avenida Vitacura 130, Providencia, 7550006 Santiago, Chile.  
[https://www.marriott.com/es/reservation/rateListMenu.mi?dclid=CM\\_nj6DtkpADFB5u3QIdxnsltQ](https://www.marriott.com/es/reservation/rateListMenu.mi?dclid=CM_nj6DtkpADFB5u3QIdxnsltQ)

- DoubleTree by Hilton Santiago. Avenida Vitacura 2727, Las Condes, 8320000 Santiago, Chile. <https://www.hilton.com/en/hotels/sclsvdt-doubletree-santiago-vitacura/>
- Intercontinental Santiago by IHG. Avenida Vitacura 2885, Las Condes, 7550024 Santiago, Chile. <https://www.hilton.com/en/hotels/sclsvdt-doubletree-santiago-vitacura/>

## Workshop venue

The **Global Workshop** will take place in the “**Amsterdam**” room located on the **2nd floor of the NH Collection Plaza Santiago Hotel**, at **Avenida Vitacura 2610, Las Condes, Santiago, Chile**.

**Daily schedule:** The workshop sessions will be held on **Monday, December 1; Tuesday, December 2; Wednesday, December 3; and Thursday, December 4**, from **09:00 a.m. to 12:30 p.m. and 02:00 to 05:00 p.m.**, with 30-minute breaks each morning at **10:30 a.m.** and each afternoon at **03:30 p.m.**

**Language:** The workshop will be conducted in Spanish, English, and French (TBC), with simultaneous interpretation provided.

**Meals and Refreshments:** During the morning and afternoon breaks, coffee and snacks will be provided, and a lunch break will be served at midday. All catering will be arranged by the organizers.

## Public Transportation in Santiago city

**Metropolitan mobility network.** Public transportation in Santiago operates with a combination of minibuses and the Metro. The service covers 34 towns in the metropolitan area, distributed into trunk routes along the main avenues, and feeder routes that link users up with the trunk routes and the Metro. The fare is paid with the **bip! card**, which allows take a trunk route bus, a feeder bus and the Metro, for the cost of a single passage, in a maximum of two hours. The card can be purchased and recharged at any Metro station and in established outlets. Cost of the card: 1.550 Chilean pesos. Minimum recharge amount: 1,000 Chilean pesos.

[www.transantiago.cl](http://www.transantiago.cl)

[www.tarjetabip.cl](http://www.tarjetabip.cl)

**Metro de Santiago** has five lines running from east to west and from north to south, linking up a large part of the metropolitan area. The website can be used to plan traveling around the capital. [www.metro.cl](http://www.metro.cl)

You may also use contactless payment on the metro by simply tapping your card at the metro gate.

Line 1 is very close to the hotel.



The city of Santiago also has a taxi service (black vehicles with yellow roofs) that you can take directly onto the street. It is strongly recommended to check the cost of the trip before getting into the vehicle and always take care of your belongings. Safer than these street taxis are the UBER, Cabify and DiDiChile.

### Immigration procedures and documents required to enter Chile.

To enter Chile, the person is required to have a current passport valid for the next 6 months. Except for neighboring countries that can enter with an DNI, we suggest verifying first or entering with a passport.

### VISA

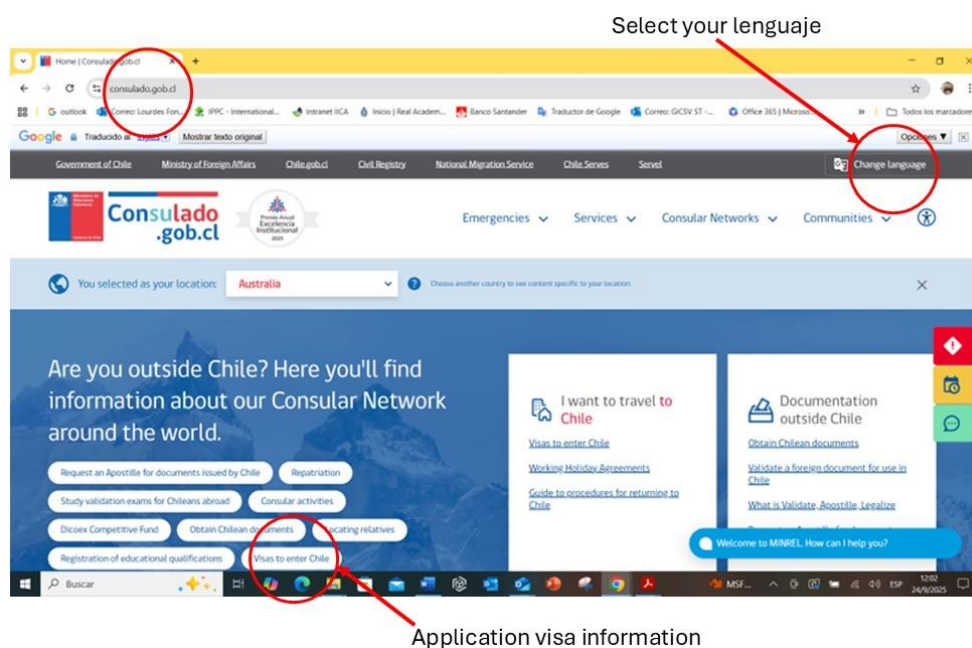
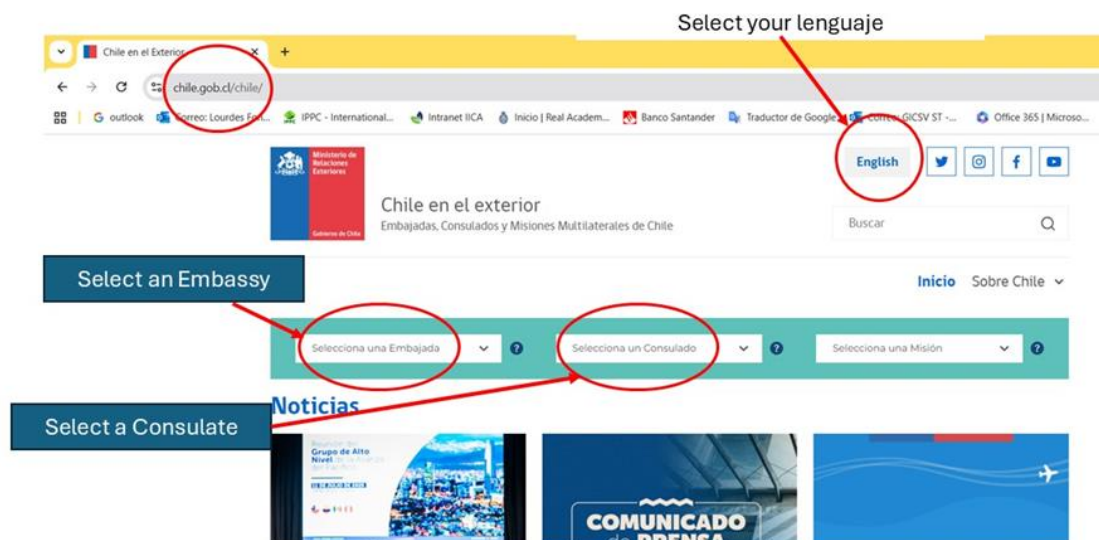
Before travelling, participants should check visa requirements with the competent Chilean Consulate or Embassy. Kindly note that visas can be requested in the country of origin (country in which the participant holds citizenship) or in the country of residence (country in which the participant resides at the time of visa application). Participants travelling from a country where there is no Chilean Consulate or Embassy may apply at the correspondent Chilean Consulate or Embassy in a neighboring country. **Please, consider that Visa process could take time.**

It is the responsibility of participants to request their visa applications personally, arrange for an appointment and present all the necessary documentation to the Chilean Consulate or Embassy.

Participants with non-direct flights to Santiago, Chile, should check whether a transit visa is necessary to enter the transit area of international airports during flight connections.

You can find more information about Embassies, Consulates and visa requirements at <https://www.chile.gob.cl/>

If you require an **invitation letter**, or similar, to apply for a visa to Chile, please contact Mr. Álvaro Sepúlveda at [alvaro.sepulveda@sag.gob.cl](mailto:alvaro.sepulveda@sag.gob.cl)



In the Annex “Chilean Visa and tariff table” you can find information on if Chile require visa or not for your country and its cost. Please check with the consulate or embassy if the information is correct.

## Vaccinations

Prior to traveling, please consult with the consulate or embassy to verify whether Chile requires specific vaccinations for entry, either from your country of origin or from countries through which you may be transiting on your way to Chile.

## Means of Payment

- **Automated Teller Machines (ATMs)**

ATMs are available at the airport, near the hotel and the Workshop venue, as well as in shopping centers and banks.

**Recommendation:** Before traveling, please notify your bank if you will be using your debit cards abroad and confirm with them the applicable conditions for international withdrawals.

- **Debit cards, credit cards, and electronic payment methods (QR code)**

VISA, Mastercard, and American Express are widely accepted. The major electronic payment methods are widely accepted too, but please verify with your bank.

**Recommendation:** Before traveling, please notify your bank if you will be using credit cards or electronic payment methods outside your country.

- **Currency and foreign exchange**

The local currency in Chile is the **Chilean Peso (CLP)**. Foreign exchange to acquire Chilean Pesos can be carried out at exchange houses and banks, and also at the airport—though the exchange rate there is usually less favorable.

Indicative exchange rate as of October 2025: 1 US\$ = 958 \$CLP.

**Recommendation:** It is advisable to travel to Chile with US Dollars or Euros, rather than other types of currencies. It is also recommended to exchange money only at official exchange offices (banks, exchange houses, Western Union, etc.). There are no extra charges for exchanging foreign currency into Chilean pesos. The exchange rate on the exchange board is the exchange rate, without any additional fees or surcharges.

## Earthquake Preparedness

Chile is located in a seismic zone, and tremors may occasionally occur, but it is also well prepared to face earthquakes, which makes it a safe destination. In the unlikely event of a strong earthquake during your stay, **please remain calm and follow these recommendations:**

**Indoors:** Stay inside. Move away from windows, mirrors, or objects that could fall. Protect yourself under sturdy furniture (such as a table or desk), or stand next to a solid interior wall.

**Outdoors:** Move to an open area, away from buildings, trees, power lines, or anything that could collapse.



**After the tremor:** Follow the instructions of local authorities and event organizers. Use stairs instead of elevators. Be prepared for possible aftershocks.

**Signage:** In case of the tremor, in the hotel, restaurants, bars, shopping and other public places there are signs for emergency exits and safe points.

**Cell phone alerts:** In case of an earthquake, there are cell phone alerts. The Emergency Alert System (SAE) for cell phones will allow information to be sent to phones that have the compatibility seal and are correctly registered for imported cell phones. This message will be issued in the event of tsunami risks, earthquakes of greater intensity, volcanic eruptions and forest fires that threaten homes. This massive alert, which will be automatically dispatched via text to a georeferenced area, will not be affected by the congestion of cellular networks, since it will use other frequency channels to reach the phones safely.

Constant tests are carried out on the Emergency Alert System (you can review the SAE testing schedule at the national level). If you are in a system testing area and do not receive the alert, you can contact SENAPRED or directly with your service provider:

- Claro: <https://www.clarochile.cl/personas/formulariosae>
- Movistar: <https://sae.mvch.cl/>
- Wom: <https://www.wom.cl/pruebasonemi>
- Entel: <https://www.entel.cl/senapred>
- Vtr: <https://www.vtr.com/pruebasonemi>
- Mundo: <https://sae.tumundo.cl/>

[http://www.subtel.gob.cl/sae/?utm\\_source=chatgtp.com](http://www.subtel.gob.cl/sae/?utm_source=chatgtp.com)

It is very possible that your phone, because it is from another country, does not receive the alerts.

**Your safety is our priority.**

### Other useful information

- **Electrical system**

Standard voltage: 220v

Type of plug used in Chile: C & L



- **Weather in Santiago in December**

**Temperature.** December is almost the hottest month in Santiago, one degree less than the hottest month of January. The average monthly temperature is 19°C (67°F). During the daytime, average temperatures hit 28°C (67°F), climbing slowly as the month progresses. Nighttime temperatures begin to warm up a little bit, averaging 11°C (52°F).

**Rainfall.** December is one of the driest months in Santiago, with only trace amounts of less than 10 mm during one rain event in the month. The chances of rain in Santiago in December are only 3%.

**Sunshine Hours.** Santiago gets a long average of ten hours of sunshine every day in December. The chances of cloudy sky drop to 11% by the end of the month. On top of that, December 21st is the longest day of the year with 14 hours 23 minutes between sunrise and sunset.

**Humidity.** The average relative humidity in Santiago in December maintains a constant low of 58% until it starts to rise slightly again in January. The air will feel quite dry to most visitors.

**Wind.** The average wind speed in Santiago in December stays steady 3.1 m/s throughout the month. Wind directions are evenly split between north and south with some southerly winds thrown into the mix.

- **Dress code**

Santiago will be hot and dry during the day in December so dress comfortably and light for outdoors activities. For the indoors activities (Workshop sessions) casual dress will be fine because of the air conditioning.

It's a different story at night. Not only does the temperature drop significantly when the sun goes down, but Chileans also dress up when they go out at night. So long pants and a nice dress with a jacket or sweater should also be in your pack.

Field visit. Probably it will be a hot and dry day, with plenty of sun. Dress comfortably and light, cap or hat will be fine, and appropriate footwear for the field.

- **Wi-Fi**

Free Wi-Fi will be available at the hotel, rooms, lobby and Amsterdam room. Free Wi-Fi is very common in restaurants, cafes, and shopping centers.

- **Tipping Policy in Chile**

In Chile, tips are voluntary and sometimes suggested. They are generally offered only when the service is satisfactory, and the usual amount is approximately 10% of the service cost.

- **Emergency numbers**

Medical emergencies 131; Fire Department: 132; Police: 133; Investigative Police: 134

Health centers <https://ssmc.gob/centros-de-salud/samu/>

Hospital near the hotel (10 minutes by car). Clínica INDISA. Av. Sta. Maria 1810, 7520440 Providencia, Región Metropolitana.

Pharmacies near the hotel where the event is taking place. link to the map with the location of nearby pharmacies: <https://www.google.com/maps/search/fARMACIAS+CERCA+DEL+COSTANERA/@-33.416844,-70.60485,17z?entry=s&sa=X&ved=1t%3A199789>

In case of emergency contact by phone or WhatsApp: +56966377853.

### **Protecting Your Valuables**

A word of caution. While Santiago is generally a safe city, theft can be a problem, in particular on public transportation and crowded streets. The most common robberies are surprise robberies, where the criminal acts unexpectedly, taking advantage of the victim's carelessness.

Do not leave your belongings unattended, avoid displaying expensive belongings in public.

Participants are reminded to carry their valuables safely, and to keep photocopies of identification documents in a safe place in case they need to have them replaced or carry a photocopy of their identification documents and keep the original in a safe place.