



# Status of the Grain Quarantine of P.R.China

---

For  
International Workshop on Grain Movement  
Vancouver Canada December 6-8, 2011

By Liangwei



# Contents

---

Laws and Regulations

Management Organization System

Overview of the Grain Trading

Interceptions

Responsibility of NPPO

Importance of the Phyto-Measure



# 1. Laws and Regulations

---

- 1.1 Law of the People's Republic of China on the Entry and Exit Animal and Plant Quarantine, which was promulgated in October, 1991 and effective as of April 1st, 1992.
- 1.2 The Regulation for implementation of Law of the People's Republic of China on Entry and Exit Animal and Plant Quarantine, which was put in force as of Jan.1, 1997.
- 1.3 In 2007, the new version of P.R.C. Catalogue of Entry Plant Quarantine Pests was released and went into effect on the same day. The Catalogue listed 435 types of pests, Later added 4 new quarantine pests.



## 2. Management Organization System

---

Currently AQSIQ has set up 35 CIQ bureaus, whose operations, personnel and properties are in its vertical integration. Under the 35 bureaus, there are above 300 branches and above 200 offices, mainly located in different ports and goods distributing centers across the country(not including Taiwan, Hong Kong and Macao), . AQSIQ has above 500 laboratories, 10,000 sets of inspection and quarantine equipment, and a staff population of around 35,000, and about 10,000 are responsible for entry-exit quarantine and quality inspection of animals and plant or their products, issuing health certificates and supervision and control of food processing plants producing products for export.



## 3. Overview of the Grain Trading 1998-2010

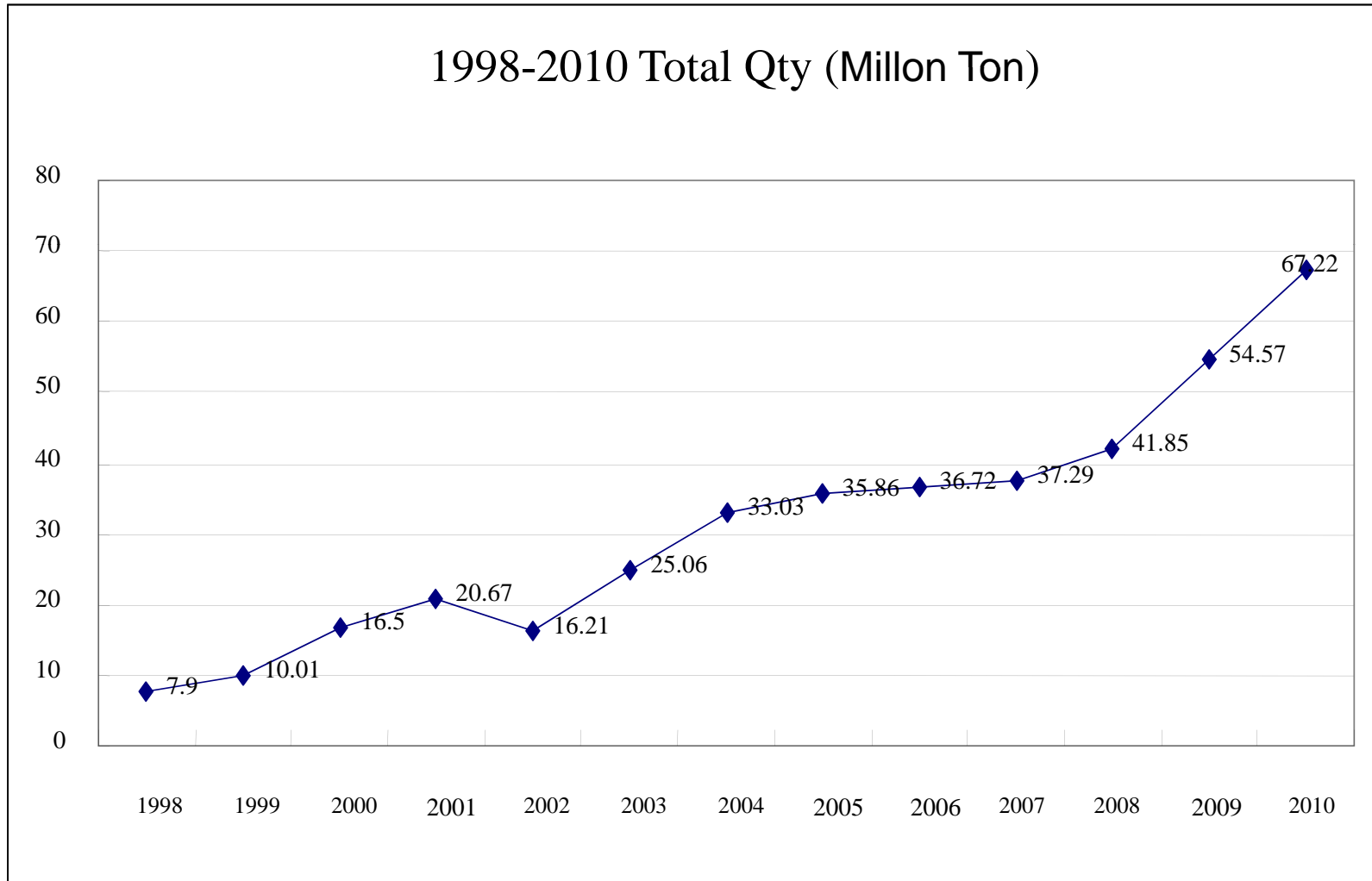
---

### 3.1 Import Trading

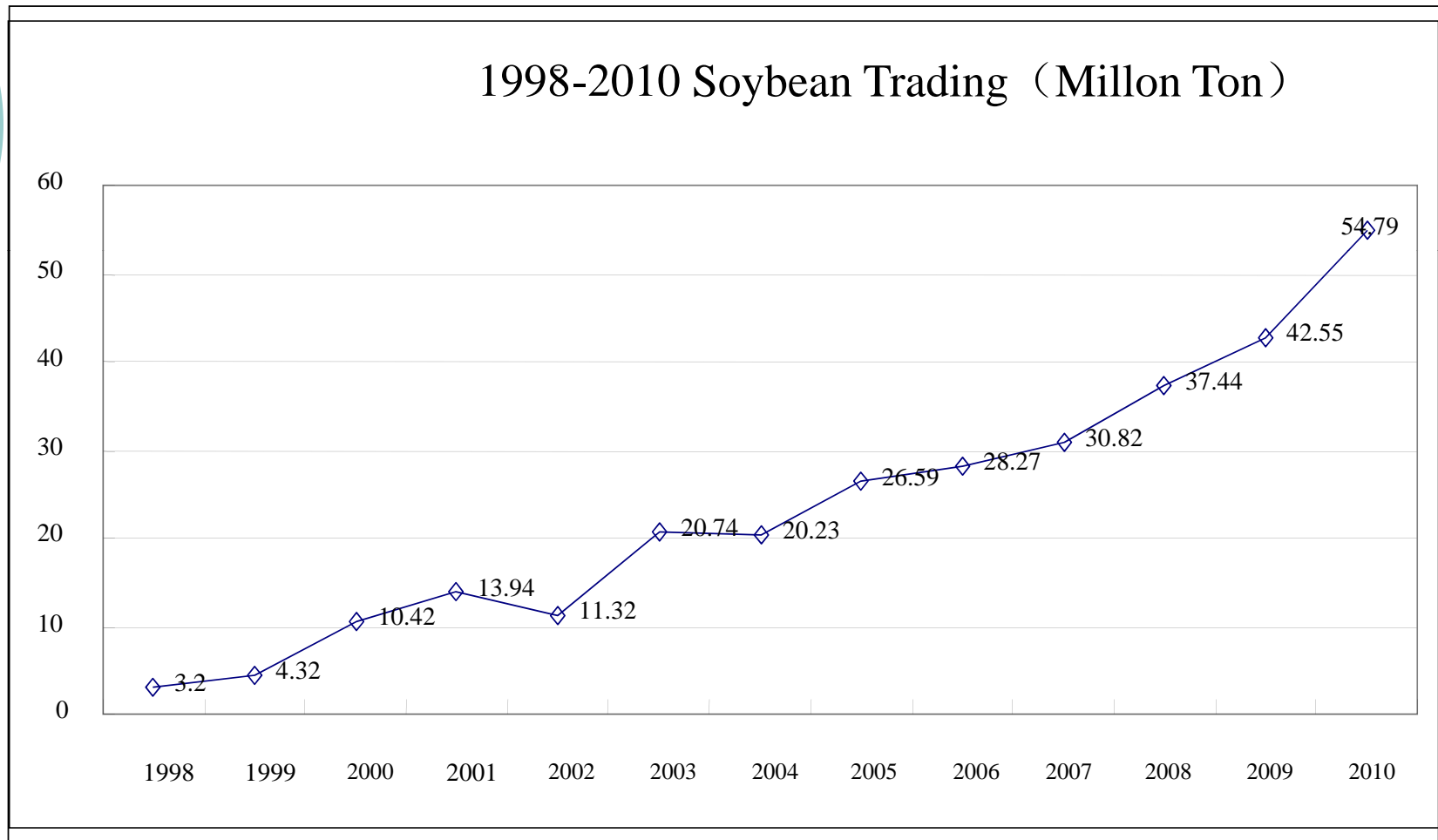
Year	Soybean	Wheat	Corn	Barely	CASSAVA	Canola	Total
1998	3200	1490		1520	300	1390	7900
1999	4320	450		2270	370	2600	10010
2000	10420	880		1970	260	2970	16500
2001	13940	690	16	2370	1950	1720	20686
2002	11320	600	3	1910	1760	620	16213
2003	20740	420	0.1	1360	2370	170	25060.1
2004	20230	7230	2	1710	3440	420	33032
2005	26590	3510	4	2180	3330	250	35864
2006	28270	580	65	2140	4930	740	36725
2007	30820	83	35	910	4610	830	37288
2008	37440	32	49	1080	1950	1300	41851
2009	42550	890	84	1740	6020	3290	54574
2010	54790	1219	1572	2367	5666	1600	67214

Unit= 1000Ton

## 3.2 1998-2010 Trading Data



## 3.3 1998-2010 Soybean Trading





## 3.4 Export Trading

---

Soybean, Corn, Rice

950Kton in 2010

1260kton in 2009

850kton in 2008





## 4. Interceptions

---

4.1 Weed Seeds

4.2 Fungi

4.3 Insect

4.4 Virus


4.5 Soil

4.6 Animal Body

## 4.1 Weed Seeds

---

Ragweed (*Ambrosia*)  
*Sorghum halepense*  
*Amaranthus*  
*Xanthium* sp.





## 4.2 Fungi

---

*Leptosphaeria maculans*

*Diaporthe phaseolorum* var. *caulivora*

## 4.3 Insect

---

*Callosobruchus maculatus*

*Callosobruchus analis*



## 4.4 Virus Bean pod mottle virus



## 4.5 Soil



## 4.6 Animal Body

---



## 5.Others

---

### 5.1 Other Grains.

1.25%, 750T  
per60Kton,  
40.3pcs per kg。





## 5.2 Aluminium phosphide Powder

---





## 6. Responsibility of NPPO of Export/Import Country

---

NPPO of Export Country should take more responsibility in the International Movement of Grain.



## 7.Importance of the Phyto-Measure of the International Movement of the Grain

---

There are millions of tons grain transported between countries. None of the grain can be treated as Pest Free. The phyto-Measure of the International Movement of the Grain is very important and necessary. We are willing to participate in drafting out the phyto-Measure of the International Movement of the Grain.



Thank you